

### Why Use Blended First Aid Training

- Book and manage your courses and learners
- See learners with certificates due to expire, prompting a sales call
- Email completed learners branded E-certificates from the portal
- Search for past and future learners, view e-learning records and see who has finished the course

### Prices

- Software with Your own logo E-Certificate. £9 per learner
- Software and hardcopy certificate £15 per learner
- Software, hardcopy certificate and manual £20 per learner

### Courses Available

First Aid at Work	eLearning course to accompany practical days 1 & 2
Paediatric First Aid	eLearning course to accompany the practical day
Meningitis and Sepsis	Full eLearning course
Anaphylaxis & Asthma	Full eLearning course



# Preview of the Portal

**TTC** Dashboard ▶ The Training Company SIGN OUT **Blended**  
First Aid Training

### Upcoming courses

**i** No upcoming courses!  
You have no upcoming courses.

### Expiring learners

**i** No staff with certificates expiring in next 6 months.

### Actions

- Courses**  
Search all your courses.
- Learners**  
Search all your learners across all courses.
- Branding**  
Manage your logos, colours and branding

**TTC** Dashboard ▶ Branding SIGN OUT **Blended**  
First Aid Training

**Save**

Company name:   
As displayed to your learners e.g. on the Welcome page, and on any PDF certificates, if available.


Responsible person name:   
As displayed as signatory on certificates.

Responsible person role:   
Role within company of responsible person - as displayed as signatory on certificates.


---

**Save**


Logo for your client & trainer portals:  
This will be displayed in the top left of client and trainer portals on a white (#ffffff) background. It should be in landscape format for best results.

  
**Choose file...**

Logo for the e-learning portal for your learners:  
This will be displayed in the top right of the e-learning, and on the e-learning home page on a pale (#dcdcf2) background. It should be in landscape format for best results.

  
**Choose file...**


Logo for certificates:  
This will be displayed on the e-certificates we issue to your learners, on a white (#ffffff) background.

  
**Choose file...**



**Save**

Control colour:  Control text colour:  Footer colour:  Footer text colour:

MY ACCOUNT**TTC**



Head Injuries



### What are Head Injuries?

Head Injuries are potentially very serious. They can result in lowered levels of responsiveness which may impair a child's airway and even cause respiratory arrest. Head injuries can also lead to permanent brain damage or even death.

**Concussion and compression** are conditions that may arise from a head injury.

Head Injuries - What are Head Injuries?  
2 of 9 pages

## Portal

Our software must be used in conjunction with the required practical (face-to-face) training hours as outlined by the HSE and or the EYFS.

Below is the content covered in our e-learning software – the practical day content should be thoroughly checked against the necessary guidance to ensure it fulfils requirements.

	Blended PAED	Blended FAW
<b>eLearning Contents</b>	<ul style="list-style-type: none"> <li>• Croup</li> <li>• Asthma</li> <li>• Diabetes</li> <li>• Fever</li> <li>• Meningitis</li> <li>• Sepsis</li> <li>• Electric Shock</li> <li>• Bone, Muscle, Joint &amp; Spinal Injuries</li> <li>• Poisons</li> <li>• Bites &amp; Stings</li> <li>• Drowning</li> <li>• Extreme Temperatures</li> <li>• Assessment</li> </ul>	<ul style="list-style-type: none"> <li>• Asthma</li> <li>• Diabetes</li> <li>• Abdominal &amp; Chest injuries</li> <li>• Head Injuries</li> <li>• Sprains &amp; Strains</li> <li>• Bites &amp; Stings</li> <li>• Electric Shock</li> <li>• Fainting &amp; Panic Attacks</li> <li>• Drowning</li> <li>• Extreme Temperatures</li> <li>• Fainting &amp; Panic Attacks</li> <li>• Sepsis</li> <li>• Assessment</li> </ul>
<b>Suggested Practical day contents</b>	<ul style="list-style-type: none"> <li>• Role of a first aider</li> <li>• Unresponsive Casualty -primary survey (Infant &amp; Child)</li> <li>• Unresponsive casualty -Breathing Normally (Infant &amp; Child)</li> <li>• Unresponsive casualty -Not Breathing Normally (Infant &amp; Child)</li> <li>• Choking- Infant &amp; Child</li> <li>• Head Injuries</li> <li>• Seizures</li> <li>• Burns, Bleeds &amp; Shock</li> <li>• Anaphylaxis</li> </ul>	<p>Day One:</p> <ul style="list-style-type: none"> <li>• Role of the First Aider</li> <li>• Unresponsive Casualty -primary survey</li> <li>• Unresponsive casualty -Breathing Normally</li> <li>• Unresponsive casualty -Not Breathing Normally</li> <li>• Choking</li> <li>• Seizures</li> <li>• Infection Prevention</li> <li>• Severe Bleeding</li> <li>• Shock (including internal bleeding)</li> <li>• Burns</li> <li>• Minor Injuries</li> </ul> <p>Day 2:</p> <ul style="list-style-type: none"> <li>• Anaphylaxis</li> <li>• Fractures &amp; Dislocations</li> <li>• Spinal Injuries</li> <li>• Further Wounds &amp; Bleeding (scalp, palm, head, amputation, crush &amp; eye wounds)</li> <li>• Heart related conditions</li> <li>• Poisoning</li> <li>• Final Course Assessment</li> </ul>